



PROVECTA HD

PRO▶VECTA® HD

The Very Definition of Excellence.

AIR
TECHNIQUES equipped for life®

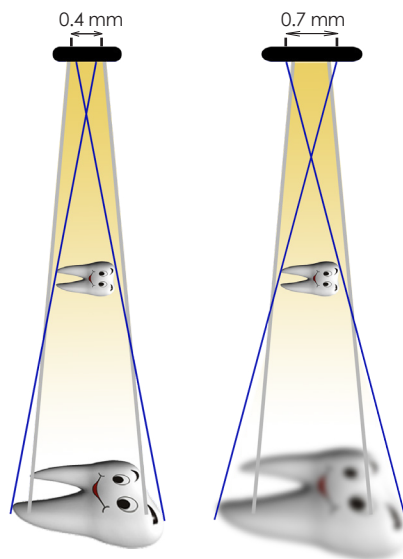


Perfect in Function

DC tube with a 0.4 mm focal point for unsurpassed image resolution

While most X-ray units have a 0.7 mm focal point, the ProVecta HD features a 0.4 mm focal point for maximum image sharpness.

The smaller the focal spot, the greater the contrast resolution, which provides sharper edge definition and finer details of internal structures.



Other reasons for exceptional precision:

- Generator head handle allows **precise positioning** that stays in place.
- Right-angle/parallel technology for **precise alignment**.
- Adjustable **mA and kV** levels.
- Optional **rectangular radiation field collimator**.
- DC technology allows **constant radiation** levels to ensure reliable image quality.
- **Factory programmed** dosage specifically set for each view of teeth when using ScanX[®] flexible phosphor plates (PSPs).

The ProVecta HD works with wired sensors, cordless flexible phosphor plates (PSPs) and film.

Advanced ergonomics for advanced comfort

Our special generator head handle not only allows precise positioning, it makes the process more comfortable for both the clinician and the patient.

3 Extended arm lengths

Choose from short (66.5"/1689mm), medium (71.75"/1823mm) and long (83.3"/2118mm).

DC tube to minimize radiation dosage

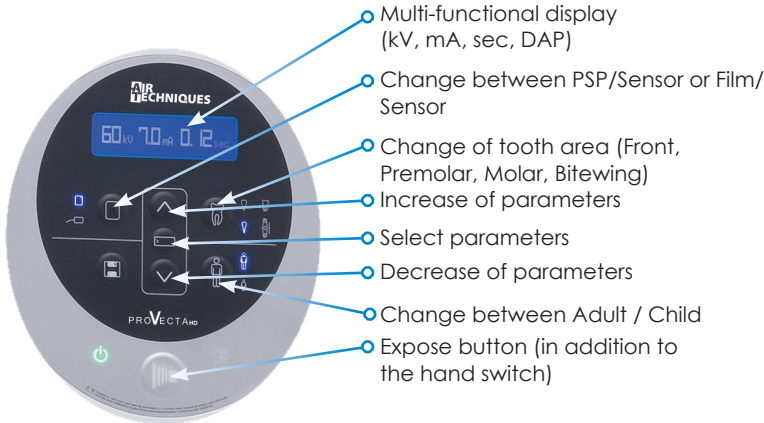
Reduces the patient dose by more than 25% in comparison to conventional AC units, ensuring greater safety for your patients and staff.

Perfect in Design



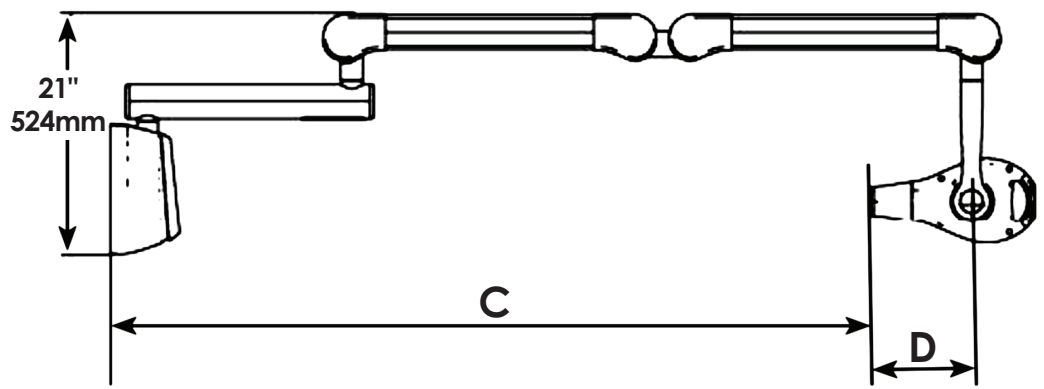
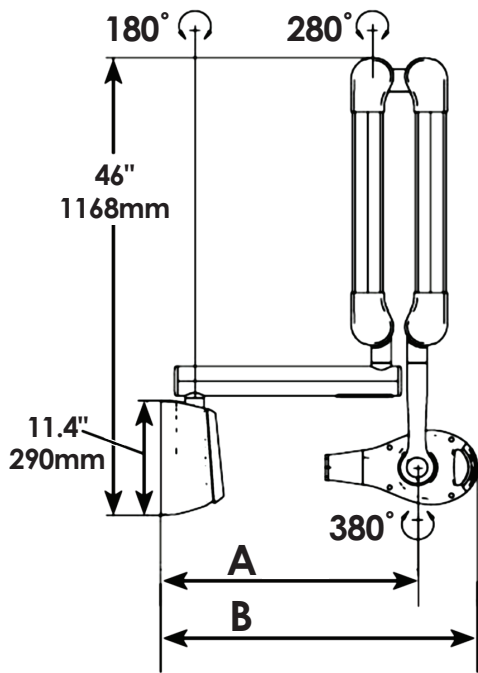
Space-saving design

This state-of-the-art unit's small footprint, coupled with its right-angle/parallel technology, allows it to work its magic in less space than less-advanced units.



High efficiency control panel for faster workflow and fewer errors

User-friendly display features intuitive icons for quick and accurate selection of tooth area (front, premolar, molar, bitewing), size of patient (adult/child), type of radiograph remotely using Cat5 cable. Can be single-stud-mounted or 16"/406mm -on-center-mounted at no extra cost.



PN / Horizontal Arm Length	A	B	C	D
PN A6350-15 / 17.7" / 450 mm	24.4" 620mm	30.2" 767mm	66.5" 1689mm	8.6" 220mm
PN A6350-24 / 23.6" / 600 mm	31" 787mm	36.5" 927mm	71.75" 1823mm	8.6" 220mm
PN A6350-33 / 35.4" / 900 mm	42" 1068mm	48" 1219mm	83.3" 2118mm	8.6" 220mm

airtechniques.com

Specifications

Power input	100-240 V~, 50/60 Hz, 1.2 kVA Max. 80 VA Stand-by
Power rating (W)	500
Tube voltage (kVp)	60-70
Tube current (mA)	4-7
Tube length	8" / 203.2mm (12" / 304.8mm optional)
Radiation field limits	2.4"/1.2" x 1.6" (0.8" x 1.2" optional)
Exposure time (sec.)	0.04 -2
Focal spot size (mm)	0.4 (IEC 60336)
Total filtration (mm)	Min. 2.0 Al
Weight	Short arm 55 lbs (24.9 kg)/Medium arm 56 lbs (25.4 kg)/ Long arm 59 lbs (26.7 kg)
Storage height	46" / 1168mm
Extended arm length	66.5" / 1689mm, 71.75" / 1823mm, 83.3" / 2118mm



Perfect Companion to ProVecta HD

Digital radiography featuring flexible phosphor storage plates: ScanX Intraoral View for intraoral & extraoral imaging; ScanX Swift for chairside imaging



CORPORATE HEADQUARTERS
1295 Walt Whitman Road
Melville, New York 11747-3062
800-247-8324

ProVecta is a registered trademark
of Air Techniques, Inc.
© Copyright 2020
PN 9922-461 Rev. E

AIR
TECHNIQUES equipped for life®